

2024
catalogue



Professional torches



Luznor Desarrollos Electrónicos, S. L., is a company specialized in the design and manufacturing of electronic security devices since its establishment in Vitoria-Gasteiz (Álava) in the year 1998.

LOCAL MANUFACTURING

The products developed by Luznor can be classified into three main groups: emergency lighting, professional torches and battery charging equipment, and are entirely developed in its single production plant.

At the same time, Luznor has always had a principle to consolidate ties with local suppliers, ensuring a relationship of trust, a high quality perceived in the products and a transfer from R&D&i to market launch as quickly as possible.

As reference numbers, around 80% of Luznor's supplies come from national suppliers and more than 95% of the investments are also made to national supplies, promoting the growth of the nearby business network.

QUALITY

The certificate of the ISO 9001:2015 Quality Management standard since 2003 is a guarantee of the quality of Luznor's products, as well as the deep-rooted philosophy of the company of commitment to customers, offering a technical service highly valued by them.

Of course, all products comply with the applicable European Parliament and Council Directives to comply with Directive 93/68/EEC of CE Marking.

RESEARCH, DEVELOPMENT & INNOVATION

Regarding its staff, Luznor has engineers and industrial technicians, which allows the company to have the necessary skills to carry out its continuous research activity.

With 20% of the staff dedicated to R&D&i, the company is focused on product/service innovation using emerging technologies and new materials, improving manufacturing processes and always taking into account the sustainability of the resources used.

ENVIRONMENT

The company's commitment to the environment was made clear in 2019 by obtaining the ISO 14001:2015 Environmental Management Certificate.

Likewise, Luznor won the *Green Pact Award for Good Environmental Practices* in 2019 in its fifth edition in the SME category, awarded by the Vitoria-Gasteiz City Council.

SOCIETY

Equality is a fundamental aspect for Luznor, ensuring it in all its possible forms. Since its creation, Luznor has promoted the integration of women in the industrial environment, always maintaining a percentage greater than 55% of them in the workforce and, for this reason, receiving the *First Arguilan Company and Employment Award for Equality* in 2006.


As an advanced manufacturing company, one of the Basque Country's RIS3 Smart Specialization Strategic Priorities, Luznor has made, since its creation, an important contribution to certain industrial sectors, specifically construction, transport and citizen security.

By aligning its industrial activity with the Sustainable Development Goals, Luznor helps to meet the world's technological, energy and social challenges, for example, by offering quality employment.

POSITIONING

Luznor's greatest differential value is its capability, thanks to a high level of specialization, to offer customized solutions according to the requirements set forth, ranging from its electronic and mechanical design to its validation through relevant tests and approvals in official laboratories.

Luznor Brand is, thus, synonymous with personalized developments of maximum reliability, positioning itself, with an approximate export rate of 15%, in a market niche with high added value at an international level.



c/ Paduleta, 47 (Júndiz)
01015 Vitoria-Gasteiz (Álava)
Spain

www.luznor.com
luznor@luznor.com

Tel. (+34) 945 200 961



Contents

SQUARE FORMAT



QR Series 7



LR Series 11



C-64 Series 17

ATEX SQUARE FORMAT



LRX Series 19



HRX Series 21

POLICE FORMAT



QS Series 23



C-73 Series 25

ADDITIONAL INFO

Applicable regulation 27

Data collected in this professional torches catalogue are valid from the publication date on, except for typographical errors. Luznor has the faculty of changing them without prior notice. This list of references replaces any others published before.

With front signaling

model	central led	front leds	A (h) front
QRF-1R	1 □	12 ■	9.6
QRF-2R	1 □	12 ■	19.2
QRF-1RV	1 □	12 ■ 12 ■	9.6 9.6
QRF-2RV	1 □	12 ■ 12 ■	19.2 19.2

With rear signaling

model	central led	rear leds	A (h) rear
QRT-1R	1 □	12 ■	19.2
QRT-2R	1 □	12 ■	38.3
QRT-1RV	1 □	12 ■ 12 ■	19.2 9.6
QRT-2RV	1 □	12 ■ 12 ■	38.3 19.2
QRT-1RYV	1 □	10 ■ 10 ■ 10 ■	11.5 11.5 11.5
QRT-2RYV	1 □	10 ■ 10 ■ 10 ■	23.0 23.0 23.0

With front and rear signaling

model	central led	front leds	A (h) front	rear leds	A (h) rear
QRFT-1R-R	1 □	12 ■	9.6	12 ■	19.2
QRFT-2R-R	1 □	12 ■	19.2	12 ■	38.3
QRFT-1R-RV	1 □	12 ■	9.6	12 ■ 12 ■	19.2 9.6
QRFT-2R-RV	1 □	12 ■	19.2	12 ■ 12 ■	38.3 19.2
QRFT-1R-RYV	1 □	12 ■	9.6	10 ■ 10 ■ 10 ■	11.5 11.5 11.5
QRFT-2R-RYV	1 □	12 ■	19.2	10 ■ 10 ■ 10 ■	23.0 23.0 23.0
QRFT-1RV-R	1 □	12 ■ 12 ■	9.6 9.6	12 ■	19.2
QRFT-2RV-R	1 □	12 ■ 12 ■	19.2 19.2	12 ■	38.3
QRFT-1RV-RV	1 □	12 ■ 12 ■	9.6 9.6	12 ■ 12 ■	19.2 9.6
QRFT-2RV-RV	1 □	12 ■ 12 ■	19.2 19.2	12 ■ 12 ■	38.3 19.2

Functions

- ◊ Automatic switch-off: the torch switches off when placed on the charger.
- ◊ Automatic switch-on: if the mains supply to the charger fails, the torch switches on for 3 minutes.
- ◊ Without signaling: 1 push button (left). With signaling: 2 push buttons.
- ◊ Info about power and flashing modes on page 15, as well as about the usage of the push buttons.
- ◊ Chargers and accessories on page 17.



QR Series QR-1 & QR-2

Innovation with maximum energy efficiency. Watertight and highly durable led torch, with a single high-power white led as the main light source. It features an electronic circuit with microprocessor that allows programmable functions. Front and/of rear signaling. Li-Ion battery compatible with C-64 chargers.



QR-1 light characteristics

power	Φ (lm)	A (h)	range (m)	I (cd)
low	60	36	93	2,178
nominal	160	12	152	5,808
high	390	4	238	14,157

QR-2 light characteristics

power	Φ (lm)	A (h)	range (m)	I (cd)
low	140	27	143	5,082
nominal	370	9	232	13,431
high	760	3	332	27,588

Without signaling

model	central led
QR-1	1 □
QR-2	1 □

To request different colours, for both front and rear signaling, change the characters that refer to the color of the leds. Example:

Front colors | B □ Y □ V □ A □ R □
 Rear colors

QRFT-2R-YV

Battery | 1 Li-Ion 7.2 V - 2.6 Ah
 2 Li-Ion 7.2 V - 5.2 Ah

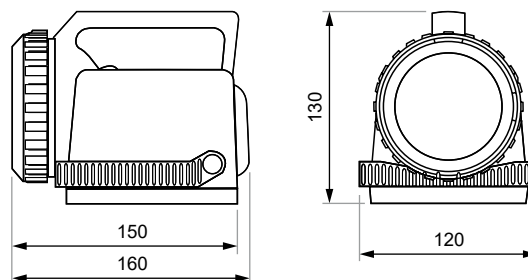
Signaling | F Front (max. 2 colors)
 T Rear (max. 3 colors)
 FT Front and rear (max. 4 colors)

Technical characteristics

















- ◇ Color temperature 5,000 K
- ◇ Usage temperature -10°C ÷ 50°C
- ◇ Electrical insulation Class III
- ◇ Protection rating IP67 - IK08
- ◇ Weight QR-1 800 g
 QR-2 920 g
- ◇ Battery QR-1 Li-Ion 7.2 V - 2.6 Ah
 QR-2 Li-Ion 7.2 V - 5.2 Ah
- ◇ Light beam 50% at ± 4.1°
 10% at ± 6.9°
- ◇ Light orientation Mobile support
- ◇ Housing colours Black, red, yellow, blue
- ◇ Visual monitoring of the charging status:

0%	20%	60%	100%
<div style="width: 100%; height: 10px; background-color: red;"></div>	<div style="width: 100%; height: 10px; background-color: orange;"></div>	<div style="width: 100%; height: 10px; background-color: green;"></div>	<div style="width: 100%; height: 10px; background-color: yellow;"></div>



















Dimensions















































With front signaling

model	central led	front leds	A (h) front
QRF-3BR-B	1 	12 	9.6
QRF-3BRV-B	1  	12 	9.6
QRF-3BRYVA-B24	1    	24 	4.8
QRF-3BRYVA-BR	1    	12  12 	9.6 9.6

With rear signaling

model	central led	rear leds	A (h) rear
QRT-3BRYVA-R	1    	12 	19.2
QRT-3BRYVA-RV	1    	12  12 	19.2 9.6
QRT-3BRYVA-RYV	1    	10  10  10 	11.5 11.5 11.5

With front and rear signaling

model	central led	front leds	A (h) front	rear leds	A (h) rear
QRFT-3BRYVA-B-R	1    	12 	9.6	12 	19.2
QRFT-3BRYVA-B-RV	1    	12 	9.6	12  12 	19.2 9.6
QRFT-3BRYVA-B-RYV	1    	12 	9.6	10  10  10 	11.5 11.5 11.5
QRFT-3BRYVA-B24-RYV	1    	24 	4.8	10  10  10 	11.5 11.5 11.5
QRFT-3BRYVA-BR-R	1    	12  12 	9.6 9.6	12 	19.2
QRFT-3BRYVA-BR-RV	1    	12  12 	9.6 9.6	12  12 	19.2 9.6

◊ Chargers and accessories on page 17.

Functions

- ◊ Automatic switch-off: the torch switches off when placed on the charger.
- ◊ Automatic switch-on: if the mains supply to the charger fails, the torch switches on for 3 minutes.
- ◊ Without signaling: 1 push button (left). With signaling: 2 push buttons.
- ◊ Info about power and flashing modes on page 15, as well as about the usage of the push buttons.



Serie QR QR-3

Innovation with maximum energy efficiency for the signaling sector. Led torch (high-power RGBW), watertight and highly durable. It incorporates an electronic circuit with microprocessor that allows programmable functions. Front and/or rear signaling. Li-Ion battery compatible with C-64 chargers.



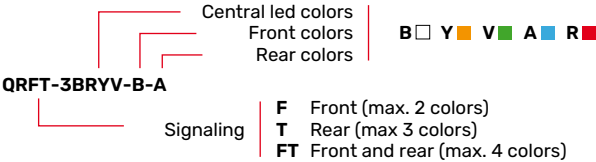
QR-3 lighting characteristics

power	Φ (lm)	A (h)	range (m)	I (cd)
low	40	36	59	876
nominal	100	12	94	2,190
high	220	4	139	4,818

Without signaling

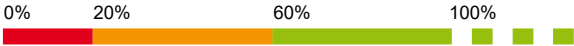
model	central led
QR-3BR	1 ■
QR-3BRV	1 ■ ■
QR-3BRY	1 ■ ■
QR-3BRYV	1 ■ ■ ■
QR-3BRVA	1 ■ ■ ■
QR-3BRYVA	1 ■ ■ ■ ■

To request different colors, for both the central led and signaling leds, change the characters that refer to the colour of the leds. Example:

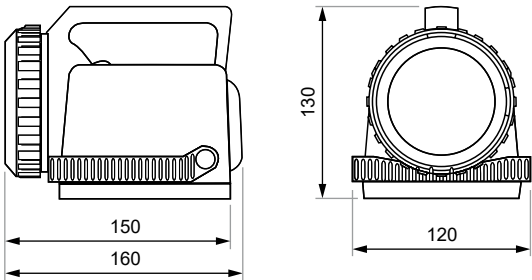


Technical characteristics

- ◇ Usage temperature: -10°C ÷ 50°C
- ◇ Electric insulation: Class III
- ◇ Protection rating: IP67 - IK08
- ◇ Weight: 800 g
- ◇ Battery: Li-Ion 7.2 V - 2.6 Ah
- ◇ Light beam: 50% at ± 5.4°, 10% at ± 8.9°
- ◇ Light orientation: Mobile support
- ◇ Housing colors: Black, red, yellow, blue
- ◇ Visual monitoring of the charging status:



Dimensions



With front signaling

model	central led	front leds	A (h) front
LRF-1R	1 □	12 ■	6.5
LRF-2R	1 □	12 ■	17.0
LRF-1RV	1 □	12 ■ 12 ■	6.5 6.5
LRF-2RV	1 □	12 ■ 12 ■	17.0 17.0

With rear signaling

model	central led	rear leds	A (h) rear
LRT-1R	1 □	12 ■	13.0
LRT-2R	1 □	12 ■	34.0
LRT-1RV	1 □	12 ■ 12 ■	13.0 6.5
LRT-2RV	1 □	12 ■ 12 ■	34.0 17.0
LRT-1RYV	1 □	10 ■ 10 ■ 10 ■	8.0 8.0 8.0
LRT-2RYV	1 □	10 ■ 10 ■ 10 ■	20.0 20.0 20.0

With front and rear signaling

model	central led	front leds	A (h) front	rear leds	A (h) rear
LRFT-1R-R	1 □	12 ■	6.5	12 ■	13.0
LRFT-2R-R	1 □	12 ■	17.0	12 ■	34.0
LRFT-1R-RV	1 □	12 ■	6.5	12 ■ 12 ■	13.0 6.5
LRFT-2R-RV	1 □	12 ■	17.0	12 ■ 12 ■	34.0 17.0
LRFT-1R-RYV	1 □	12 ■	6.5	10 ■ 10 ■ 10 ■	8.0 8.0 8.0
LRFT-2R-RYV	1 □	12 ■	17.0	10 ■ 10 ■ 10 ■	20.0 20.0 20.0
LRFT-1RV-R	1 □	12 ■ 12 ■	6.5 6.5	12 ■	13.0
LRFT-2RV-R	1 □	12 ■ 12 ■	17.0 17.0	12 ■	34.0
LRFT-1RV-RV	1 □	12 ■ 12 ■	6.5 6.5	12 ■ 12 ■	13.0 6.5
LRFT-2RV-RV	1 □	12 ■ 12 ■	17.0 17.0	12 ■ 12 ■	34.0 17.0

Functions

- ◊ Automatic switch-off: the torch switches off when placed on the charger.
- ◊ Automatic switch-on: if the mains supply to the charger fails, the torch switches on for 3 minutes.
- ◊ Without signaling: 1 push button (left). With signaling: 2 push buttons.
- ◊ Info about power and flashing modes on page 15, as well as about the usage of the push buttons.
- ◊ Chargers and accessories on page 17.



LR Series LR-1 & LR-2

Innovation of the highest efficiency. Professional torch (railway, industrial, etc.), watertight and highly durable with a single high-power white led as main light source. It features an electronic circuit with microprocessor that allows programmable functions. Front and/or rear signaling.



LR-1 light characteristics

power	Φ (lm)	A (h)	range (m)	I (cd)
low	60	24	93	2,178
nominal	160	8	152	5,808
high	390	2.5	238	14,157

LR-2 light characteristics

power	Φ (lm)	A (h)	range (m)	I (cd)
low	140	24	143	5,082
nominal	370	8	232	13,431
high	760	2.5	332	27,588

Without signaling

model	central led
LR-1	1 □
LR-2	1 □

To request different colors, for both the central led and signaling leds, change the characters that refer to the colour of the leds. Example:

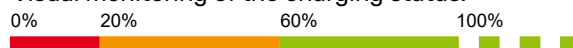
Front colors | B □ Y □ V □ A □ R □
Rear colors

LRFT-1RA-RYV

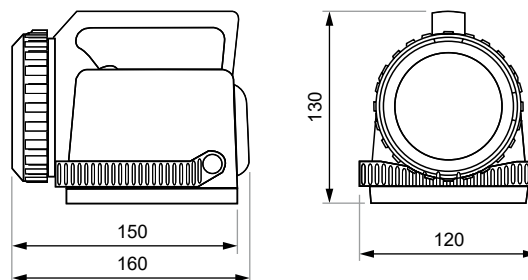
Battery	1	Ni-Cd (HT) 6 V - 1.6 Ah
	2	Ni-Cd (HT) 6 V - 4 Ah
Signaling	F	Front (max. 2 colors)
	T	Rear (max. 3 colors)
	FT	Front and rear (max. 4 colors)

Technical characteristics

- ◇ Colour temperature 5,000 K
- ◇ Usage temperature -10°C ÷ 50°C
- ◇ Electrical insulation Class III
- ◇ Protection rating IP67 - IK08
- ◇ Weight LR-1 950 g
LR-2 1,320 g
- ◇ Battery LR-1 Ni-Cd (HT) 6 V - 1.6 Ah
LR-2 Ni-Cd (HT) 6 V - 4 Ah
- ◇ Light beam 50% at ± 4.1°
10% at ± 6.9°
- ◇ Light orientation Mobile support
- ◇ Housing colors Black, red, yellow, blue
- ◇ Visual monitoring of the charging status:



Dimensions



LR Series LR-3

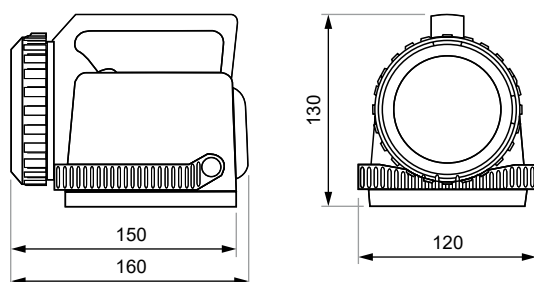
Innovation for the signaling sector. Professional watertight and highly durable torch with a single RGBW high-power led (any light colour) as the main light source. It features an electronic circuit with microprocessor that allows programmable functions. Front and/or rear signaling.



LR-3 light characteristics

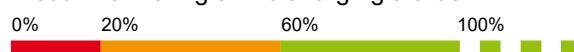
power	Φ (lm)	A (h)	range (m)	I (cd)
low	40	24	59	876
nominal	100	8	94	2,190
high	220	2.5	139	4,818

Dimensions



Technical characteristics

- ◇ Usage temperature -10°C ÷ 50°C
- ◇ Electrical insulation Class III
- ◇ Protection rating IP67 - IK08
- ◇ Weight 950 g
- ◇ Battery Ni-Cd (HT) 6 V - 1.6 Ah
- ◇ Light beam 50% at ± 5.4°
10% at ± 8.9°
- ◇ Light orientation Mobile support
- ◇ Housing colors Black, red, yellow, blue
- ◇ Visual monitoring of the charging status:



◇ Chargers and accessories on page 17.



Customized light output
programming and
signaling colours


Led series Functions

Left push button

- ◇ Controls the central led.
- ◇ Through short and long presses, the different power and/or flashing modes of the torch can be selected.
- ◇ Standard power modes:



- ◇ Standard flashing modes:



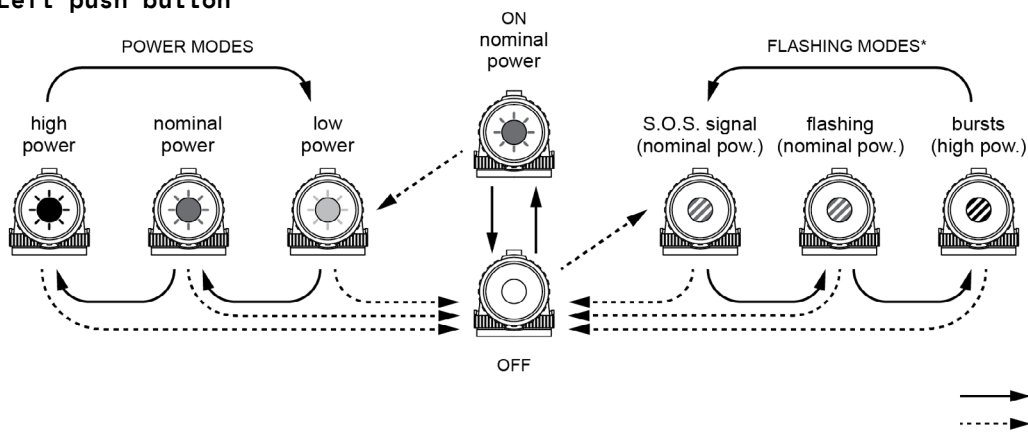
Right push button

- ◇ Controls the signaling functions (front and/or rear), going through all the requested colors, either fixed or flashing.
- ◇ In the QR-3/LR-3 torch, it also controls the central led: being RGBW, the torch can shine in any colour in a very powerful way and perform all the power and flashing modes in the desired color.

◇ Fixed signal:

◇ Flashing signal:

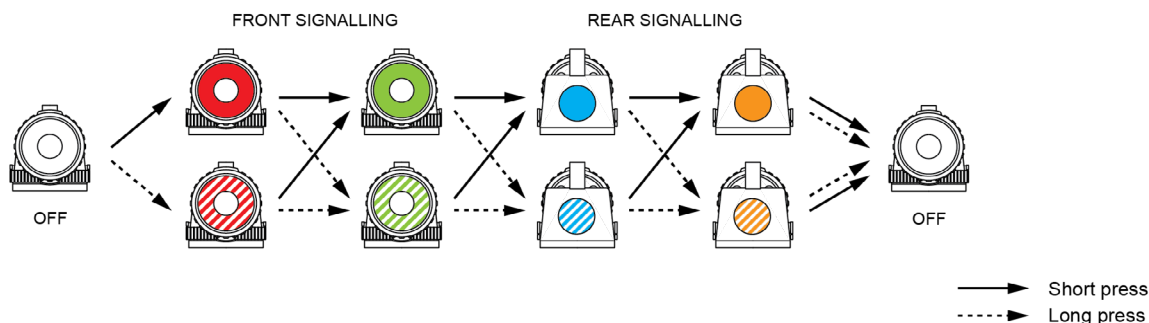
Left push button



—▶ Short press
- - -▶ Long press

* It is possible to define different sequences of flashes or types of signals. They will be programmed in the required amount and order.

Right push button



—▶ Short press
- - -▶ Long press

Individual chargers

model	power supply		connections	sketch	charge
C-64P	230	VAC	Cable with European C-type plug		slow
C-64U	85 ÷ 265	VAC	Cable with European C-type plug		slow
C-COR	230	VAC	Detachable cable with European C-type plug		slow
	12	VDC	Detachable cable with cigarette-lighter adaptor		
C-6412P	12	VDC	Cable with flying lead		slow
C-6424P	24	VDC	Cable with flying lead		slow
C-6472P	60 ÷ 370	VDC	Cable with flying lead		slow
C-64PQ	85 ÷ 265	VAC	Cable with European C-type plug		fast
C-CORQ	85 ÷ 265	VAC	Detachable cable with European C-type plug		fast
	12	VDC	Detachable cable with cigarette-lighter adaptor		
C-6424PQ	12 y 24	VDC	Cable with flying lead		fast
C-6472PQ	60 ÷ 370	VDC	Cable with flying lead		fast

Multiple chargers

model	power supply		connections	sketch	charge
CM5-C64P	230	VAC	Cable with European C-type plug		slow
CM5-C64PQ	85 ÷ 265	VAC	Cable with European C-type plug		fast

To request mechanical fastening, both for individual and multiple chargers, add "E" to the reference. Example:

C-64UE

└ Mechanical fastening

◊ The usage temperature of the chargers ranges from -10°C to 40°C. Outside this range, the correct charge of the torches cannot be guaranteed.

◊ Watertight versions of some chargers are available.

◊ Different types of plugs can be supplied.



Shoulder strap

Ref. CHR-1

Fixed mounting in vehicle or on wall (both on a horizontal and vertical surface): the charger has two wings with holes for anchoring with screws.

To achieve a totally immobile installation, it is necessary that the charger incorporates the mechanical fastening option: it is an additional part that prevents the torch from uncoupling, ensuring its correct charging.



Multiple charger with mechanical fastening



C-64 Series

Chargers compatible with QR, LR, HR, LRX and HRX series, capable to optimally charge different types of batteries. The charger receives the torch and charges its battery by means of two flying contact leads that supply a constant current without electrical hazard. Individual or multiple chargers (for 5 torches).



Standard individual charger



Individual charger with mechanical fastening

Led indicator in torch

The charging status of the battery of the torch is indicated through a led indicator.

The torch must be left on the charger to keep it completely charged for an indefinite time with no harm to its battery.



- 0% ÷ 20%
- 20% ÷ 60%
- 60% ÷ 100%
- ■ ■ ■ > 100%

Led indicator in charger

The charger also incorporates a led indicator, whose function is to indicate the correct connection of the charger to the mains and the charging process of the torch, when it is placed on it.

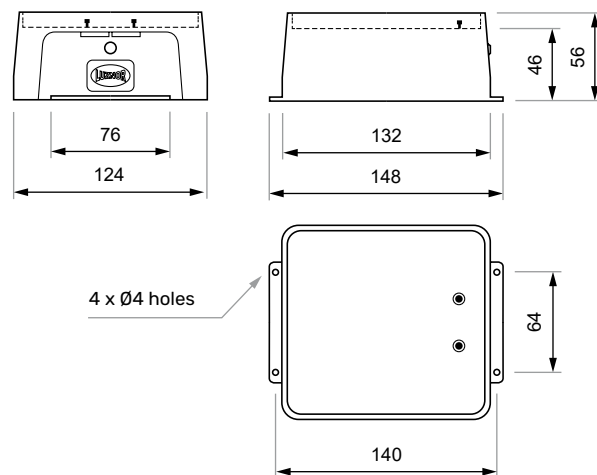


- Slow charger**
- Connected to the mains
 - Torch charging (slow) & maintenance charge
- Fast charger**
- Conectado a la red
 - Torch charging (fast)
 - Maintenance charge

Charging times

battery	slow (h)	fast (h)
Ni-Cd of 1.6 Ah	36	4
Ni-MH of 2 Ah	36	5
Ni-Cd / Ni-MH of 4 Ah	36	8
Li-Ion of 2.6 Ah	24	5
Li-Ion of 5.2 Ah	48	9

Dimensions



With rear signaling

model	central led	rear leds	A (h) rear
LRX-1R	1 □	12 ■	8.0
LRX-2R	1 □	12 ■	16.0
LRX-1RV	1 □	12 ■ 12 ■	8.0 8.0
LRX-2RV	1 □	12 ■ 12 ■	16.0 16.0
LRX-1RYV	1 □	10 ■ 10 ■ 10 ■	10.0 10.0 10.0
LRX-2RYV	1 □	10 ■ 10 ■ 10 ■	20.0 20.0 20.0

With front signaling

model	central led	front leds	A (h) front
LRX-1-R	1 □	12 ■	8.0
LRX-2-R	1 □	12 ■	16.0
LRX-1-RV	1 □	12 ■ 12 ■	8.0 8.0
LRX-2-RV	1 □	12 ■ 12 ■	16.0 16.0

With rear and front signaling

model	central led	rear leds	A (h) rear	front leds	A (h) front
LRX-1R-R	1 □	12 ■	8.0	12 ■	8.0
LRX-2R-R	1 □	12 ■	16.0	12 ■	16.0
LRX-1R-RV	1 □	12 ■	8.0	12 ■ 12 ■	8.0 8.0
LRX-2R-RV	1 □	12 ■	16.0	12 ■ 12 ■	16.0 16.0
LRX-1RV-R	1 □	12 ■ 12 ■	8.0 8.0	12 ■	8.0
LRX-2RV-R	1 □	12 ■ 12 ■	16.0 16.0	12 ■	16.0
LRX-1RV-RV	1 □	12 ■ 12 ■	8.0 8.0	12 ■ 12 ■	8.0 8.0
LRX-2RV-RV	1 □	12 ■ 12 ■	16.0 16.0	12 ■ 12 ■	16.0 16.0
LRX-1RYV-R	1 □	10 ■ 10 ■ 10 ■	10.0 10.0 10.0	12 ■	8.0
LRX-2RYV-R	1 □	10 ■ 10 ■ 10 ■	20.0 20.0 20.0	12 ■	16.0
LRX-1RYV-RV	1 □	10 ■ 10 ■ 10 ■	10.0 10.0 10.0	12 ■ 12 ■	8.0 8.0
LRX-2RYV-RV	1 □	10 ■ 10 ■ 10 ■	20.0 20.0 20.0	12 ■ 12 ■	16.0 16.0

Functions

- ◇ Automatic switch-off: the torch switches off when placed on the charger.
- ◇ Automatic switch-on: if the mains supply to the charger fails, the torch switches on for 3 minutes.
- ◇ Without signaling: 1 push button (left). With signaling: 2 push buttons.
- ◇ Info about power and flashing modes on page 15, as well as about the usage of the push buttons.
- ◇ Chargers and accessories on page 17.



LRX Series LRX-1 & LRX-2

Professional torch with ATEX certification, to use in explosive atmospheres of zones 0, 1, 2 (gas) and 20, 21, 22 (dust), with high-powered led light source, watertight and highly durable. It incorporates an electronic circuit with microprocessor that allows programmable functions. Front and/or rear signalling.

ATEX certification
2014/34/UE

Gas Zone 0
Dust Zone 20

Ex II 1 GD

Ex ia IIC T4 Ga
Ex ia IIIIC T85°C Da
-40°C ≤ Ta ≤ +40°C
LOM 15ATEX2183
CE 0163



LRX-1 light characteristics

power	Φ (lm)	A (h)	range (m)	I (cd)
low	115	8	129	4,175
nominal	222	4	179	8,059
high	338	2	221	12,270

LRX-2 light characteristics

power	Φ (lm)	A (h)	range (m)	I (cd)
low	115	16	129	4,175
nominal	222	8	179	8,059
high	338	5	221	12,270

Without signaling

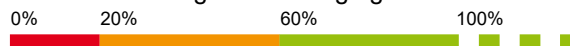
model	central led
LRX-1	1 □
LRX-2	1 □

To request different colors, for both the central led and signaling leds, change the characters that refer to the colour of the leds. Example:

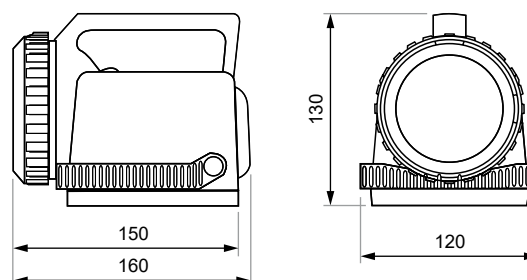
LRX-2RVA-RV
 Rear colors | B □ Y □ V □ A □ R □
 Front colors | B □ Y □ V □ A □ R □
 Battery | 1 Ni-MH (HT) 4,8 V - 2 Ah
 2 Ni-MH (HT) 4,8 V - 4 Ah

Technical characteristics

- ◇ Color temperature 5,000 K
- ◇ Usage temperature -10°C ÷ 40°C
- ◇ Electrical insulation Class III
- ◇ Protection rating IP67 - IK08
- ◇ Weight LRX-1 1,100 g
LRX-2 1,350 g
- ◇ Battery LRX-1 Ni-MH (HT) 4.8 V - 2 Ah
LRX-2 Ni-MH (HT) 4.8 V - 4 Ah
- ◇ Light beam 50% at ± 4.1°
10% at ± 6.9°
- ◇ Light orientation Mobile support
- ◇ Housing colors Black, red, yellow
- ◇ Visual monitoring of the charging status:



Dimensions



With rear signaling

model	lamp	rear leds	A (h) rear
HRX-5R	1 □	12 ■	34.0
HRX-5RY	1 □	12 ■ 12 ■	34.0 17.0
HRX-5RV	1 □	12 ■ 12 ■	34.0 17.0
HRX-5RYV	1 □	10 ■ 10 ■ 10 ■	20.0 20.0 20.0



ATEX Certification
2014/34/UE

Gas Zone 1
Dust Zone 21

Ex II 2 GD

Ex ib e IIC T2..T4 Gb
Ex tb IIIC T85°C Db
-40°C ≤ Ta ≤ +60°C
(T2: lamp. 10 W - T4: lamp. 3 & 5 W)
LOM 04ATEX2129
CE 0163

Functions

- ◇ Automatic switch-off: the torch switches off when placed on the charger.
- ◇ Automatic switch-on: if the mains supply voltage to the charger fails, the torch switches on for 3 minutes.
- ◇ Without signaling: 1 push button (left). With signaling: 2 push buttons.
- ◇ Chargers and accessories on page 17.



HRX Series

Professional torch with ATEX certification, to use in explosive atmospheres of zones 1, 2 (gas) and 21, 22 (dust), with halogen main source, watertight and highly durable. It incorporates an electronic circuit with microprocessor that allows programmable functions. Rear signaling.



Without signaling

model	Φ (lm)	A (h)	lamp
HRX-3	42	8	3 W (halogen 6 V - G4)
HRX-5	78	4,5	5 W (halogen 6 V - G4)
HRX-10	205	2	10 W (halogen 6 V - G4)

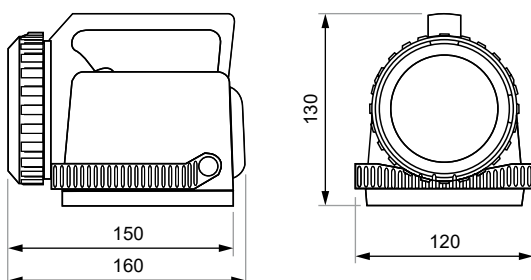
The models listed on the previous page refer to a 5 W lamp. To request different powers for the bulb and/or different colors for rear signaling, change the appropriate characters . Example:

HRX-3RV

Rear colors | B □ Y □ V □ A □ R □

Lamp | 3 3 W
5 5 W
10 10 W

Dimensions

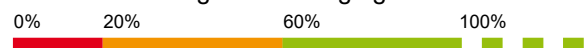






Technical characteristics

◇ Color temperature	3,200 K
◇ Usage temperature	-10°C ÷ 40°C
◇ Temperature class	max. temperature 40°C T4 3 W, 5 W T3 10 W
	max. temperature 60°C T4 3 W, 5 W T2 10 W

◇ Electrical insulation	Class III
◇ Protection rating	IP67 - IK08
◇ Weight	1,250 g
◇ Battery	Ni-Cd (HT) 6 V - 4 Ah
◇ Light orientation	Mobile support
◇ Housing colors	Black, red, yellow

◇ Visual monitoring of the charging status:



◇ Lamp	Fixed	Nominal power	
	Flashing	Half power	
◇ Signaling leds	Fixed		
	Flashing		

With front signaling

model	spot	front leds	A (h) front		
QS-R	1 □	12 ■	26		
QS-Y	1 □	12 ■	26		
QS-Y24	1 □	24 ■	13		
QS-V	1 □	12 ■	17		
QS-A	1 □	12 ■	17		
QS-B	1 □	12 □	17		
QS-B24	1 □	24 □	8		
QS-RY	1 □	12 ■ 12 ■	26	26	
QS-R2Y	1 □	8 ■ 16 ■	39	19	
QS-RV	1 □	12 ■ 12 ■	26	17	
QS-RA	1 □	12 ■ 12 ■	26	17	
QS-RB	1 □	12 ■ 12 □	26	17	
QS-R2B	1 □	8 ■ 16 □	39	12	
QS-YA	1 □	12 ■ 12 ■	26	17	
QS-YB	1 □	12 ■ 12 □	26	17	
QS-AB	1 □	12 ■ 12 □	17	17	
QS-RYV	1 □	8 ■ 8 ■ 8 ■	39	39	25
QS-RYA	1 □	8 ■ 8 ■ 8 ■	39	39	25
QS-RYB	1 □	8 ■ 8 ■ 8 □	39	39	25
QS-RAV	1 □	8 ■ 8 ■ 8 ■	39	25	25
QS-YAV	1 □	8 ■ 8 ■ 8 ■	39	25	25
QS-RBV	1 □	8 ■ 8 □ 8 ■	39	25	25
QS-RBA	1 □	8 ■ 8 □ 8 ■	39	25	25

- ◇ Central led
 - Fixed | Nominal power ————
 - | High power —————
 - Flashing | Normal Bursts - - - - -
 - | ●●●●●
- ◇ Signaling leds
 - Fixed —————
 - Flashing - - - - -

Without signaling

model	central led
QS	1 □

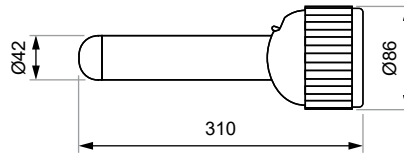
To request different front signaling colors, change the corresponding characters. Example:

Front colors | B □ Y ■ V ■ A ■ R ■
QS-BRA

Functions

- ◇ Automatic switch-off: the torch switches off when placed on the charger.
- ◇ Automatic switch-on: if the mains supply voltage to the charger fails, the torch switches on for 3 minutes.
- ◇ Without signaling: 1 push button (left). With signaling: 2 push buttons.

Dimensions



With colored leds a single white cone is needed, with the consequent reduction in plastics.



QS Series

Led torch with optimized functions for use by police, traffic control, civil protection forces, etc. Watertight and highly durable with one single high-power led as main light source. It features an electronic circuit with micro-processor that allows programmable functions. Front signaling by means of a led crown.



QS light characteristics

power	Φ (lm)	A (h)	range (m)	I (cd)
nominal	100	12	150.6	5,668
high	256	4	240.9	14,510



A bayonet mounting system allows the fast replacement of the battery. The head of the torch contains a led on the inside to change the bulb in the dark.

◇ Chargers and accessories on page 25.

Technical characteristics

- ◇ Colour temperature 5,000 K
- ◇ Usage temperature $-20^{\circ}\text{C} \div 50^{\circ}\text{C}$
- ◇ Electrical insulation Class III
- ◇ Protection rating IP68 - IK08
- ◇ Immersion depth 20 m
- ◇ Weight 590 g
- ◇ Battery Li-Ion 7.2 V - 2.6 Ah
- ◇ Light beam 50% at $\pm 2.5^{\circ}$
10% at $\pm 5.5^{\circ}$
- ◇ Housing colors Black
- ◇ Visual monitoring of the charging status:

0% 20% 60% 100%



Individual chargers

model	power supply	connections	sketch	charge
C-73Q	85 ÷ 265 VAC	Cable with European C-type plug		QS fast
C-7324Q	12 and 24 VDC	Cable with flying lead		QS fast
C-73QB	230 VAC	Cable with European C-type plug		QS fast
	12 and 24 VDC	Cable with flying lead		

Multiple chargers

model	power supply	connections	sketch	charge
CM5-C73Q	85 ÷ 265 Vc.a.	Cable with European C-type plug		QS fast

Spare parts halogen HS torch

model	power supply	connections	sketch	charge
C-34Q (HS)	230 VAC	Cable with European C-type plug		HS fast
C-34QR (HS)	230 VAC	Cable with European C-type plug and cigarette-lighter adaptor		HS fast
	12 VDC			
C-3412Q (HS)	12 VDC	Cable with flying lead		HS fast
C-3412QR (HS)	12 VDC	with cigarette-lighter adaptor		HS fast

- ◊ The usage temperature of the chargers ranges from -10°C to 40°C. Outside this range, the correct charging of the torches cannot be guaranteed.
- ◊ Each charger has a pre-installation plate that allows removal with a simple sliding movement.
- ◊ Watertight versions of some chargers are available.
- ◊ Different types of plugs can be supplied.

Accessories

Translucent cone



Yellow
Ref. COY

White
Ref. COB

Stop/Go sign



Ref. CSF

Torch tripod



Ref. TRI-HS

Car cone holder



U-shaped holder in which the cone fits.



Ref. SO-CO

Car torch holder



Ref. SO-HS

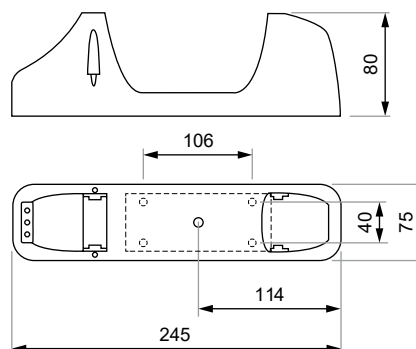
Charger-shaped holder (not functional) in which the torch fits.

C-73 Series

Chargers for QS torches. The charger, with rectangular shape and made of maximum quality technical polymers, receives the torch by pressure and charges its Li-Ion battery supplying a constant current with no electrical hazard. Individual or multiple chargers (for five torches).



Dimensions



Charging times

battery	slow (h)	fast (h)
Li-Ion de 2.6 Ah	9	5

Led indicator in torch

The led indicator on the upper part of the head of the torch indicates the charging status of the battery.

When the torch is not being used, it is advisable to leave it on the charger to keep it completely charged, for an indefinite time without harm to its battery.



- 0% ÷ 20%
- 20% ÷ 60%
- 60% ÷ 100%
- ■ ■ ■ > 100%

Led indicator in charger

The charger also incorporates a led indicator, whose function is to indicate the correct connection of the charger to the mains and the charging process of the torch, when it is placed on it.




- Fast charger**
- Right ■ Connected to the mains
 - Left ■ Torch charging fast
 - Maintenance charge

Applicable **regulation**

Directives of the European Parliament and of the Council for the compliance with the 93/68/EEC Directive of EC marking:

- ◇ 2014/35/UE *Making available on the market of electrical equipment designed for use within certain voltage limits*
- ◇ 2014/30/UE *Electromagnetic compatibility*
- ◇ 2011/65/UE *Restriction of the use of certain hazardous substances in electrical and electronic equipment*

Other directives of the European Parliament and of the Council:



c/ Paduleta, 47 (Júndiz)
01015 Vitoria-Gasteiz (Álava)
Spain

www.luznor.com
luznor@luznor.com

Tel. (+34) 945 200 961